


Dong-Ah Geological Engineering Co., Ltd.

2016. 4Q

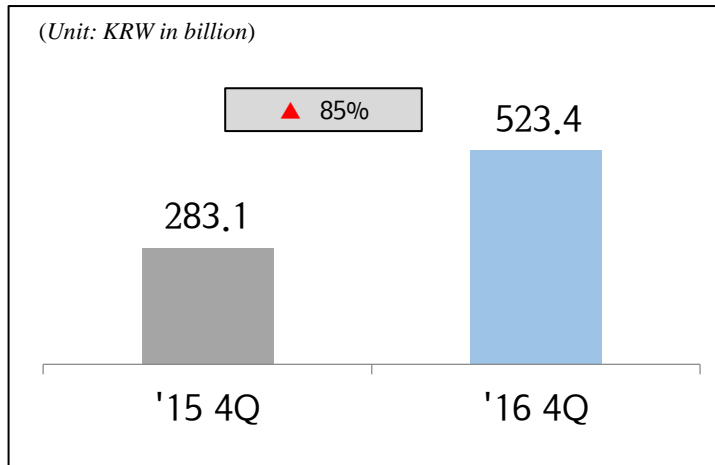




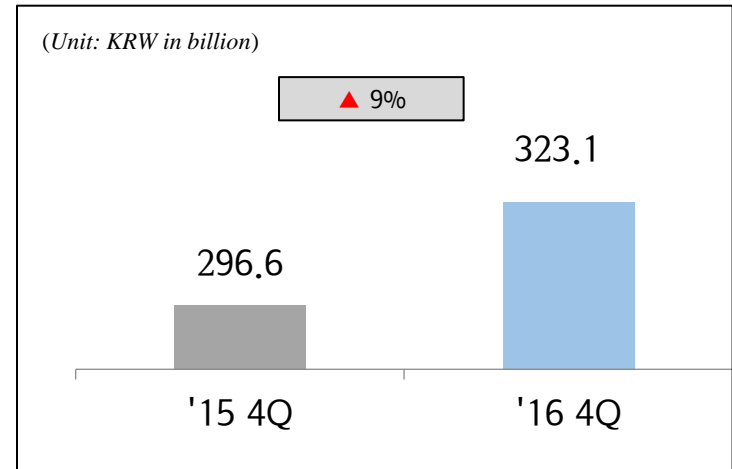
Contents

- 1 **2016 4Q RESULTS**
- 2 **NEW ORDERS & CONTRACTS BALANCE**
- 3 **FINANCIAL STATEMENTS**

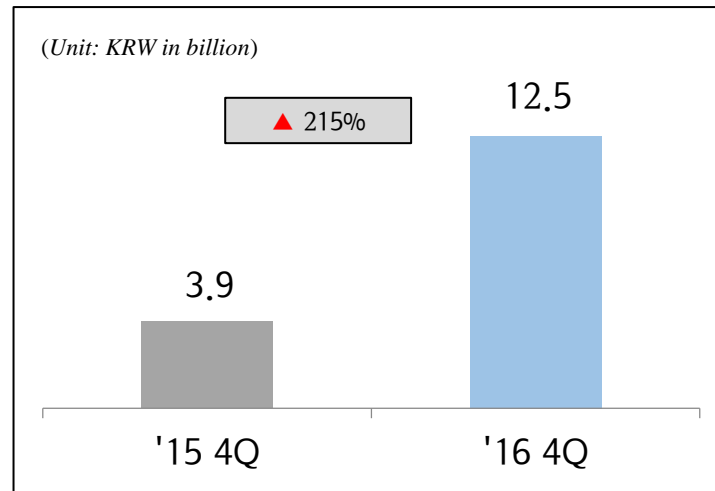
■ NEW ORDERS



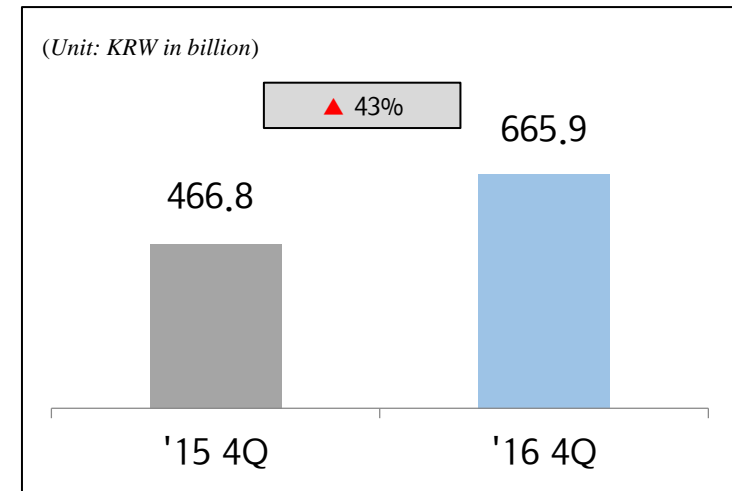
■ SALES



■ OPERATING PROFIT



■ CONTRACTS BALANCE



NEW ORDERS

(Unit: KRW in billion)

DIVISION	2014	2015	2016 4Q
DOMESTIC	146	141	263
OVERSEAS	214	142	260
TOTAL	360	283	523

DIVISION	2014	2015	2016 4Q
TBM	318	160	(29)
Ground Improvement	20	56	310
Others	22	67	242
TOTAL	360	283	523

CONTRACTS BALANCE

(Unit: KRW in billion)

DIVISION	2014	2015	2016 4Q
DOMESTIC	250	220	301
OVERSEAS	235	247	365
TOTAL	485	467	666

DIVISION	2014	2015	2016 4Q
TBM	322	314	144
Ground Improvement	70	63	258
Others	93	90	264
TOTAL	485	467	666

(Unit: KRW in billion, except per share)

ACCOUNT	2014	2015	2016 4Q
TOTAL ASSETS	232	259	299
CURRENT ASSETS	168	177	208
NON-CURRENT ASSETS	64	82	91
TOTAL LIABILITIES	97	121	149
CURRENT LIABILITIES	96	114	142
NON-CURRENT LIABILITIES	1	7	7
TOTAL EQUITY	136	138	149
SHARE CAPITAL	5.7	5.7	5.7
DEBT RATIO	71 %	87 %	100%
SALES	306	297	323
OPERATING PROFIT	3.0	4.0	12.5
NET INCOME	4.2	4.5	11.4
EARNINGS PER SHARE	₩ 377	₩ 404	₩ 1,007

2020
Go together
Get Tomorrow

<http://www.dage.co.kr>

